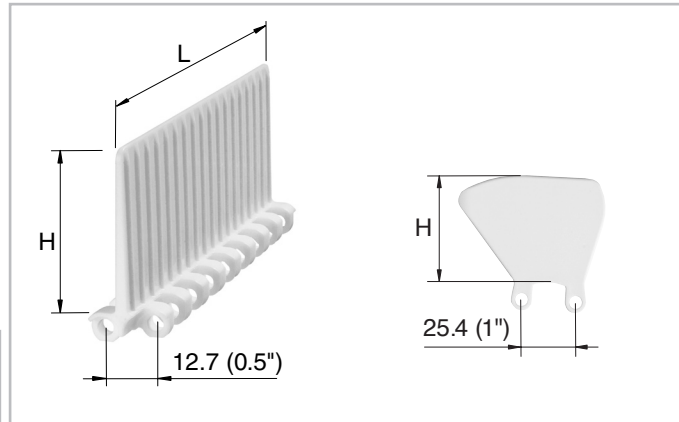


HabasitLINK® Accessories – 1/2" Pitch Belting Flights and Sideguards M1200

HabasitLINK® Modular Belts are available with flights to convey products on inclined planes. The flight modules are injection-molded one-piece designs that, when assembled, become an integral part of the belt. Flight modules are available with ribs on one side ("no-cling") for improved release of wet or sticky food products and can also be cut to non-standard heights. The flights fit all series M1200 belts except M1230, side guards for M1220 only.

	Flights straight		Sideguards
	height H	length L	height H
mm	50	150	50
inch	2	6	2

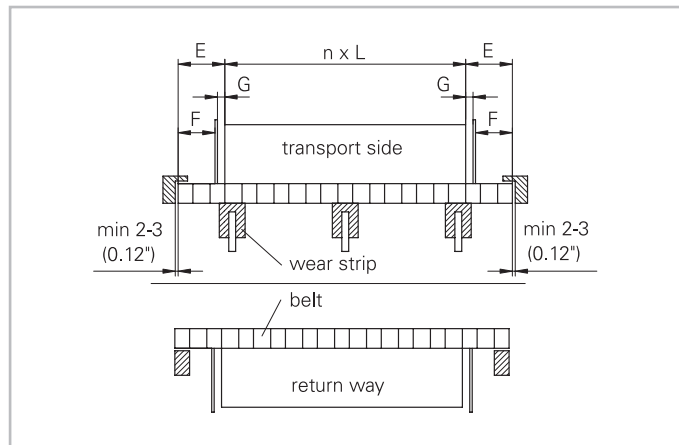


M1220F05

M1220G05

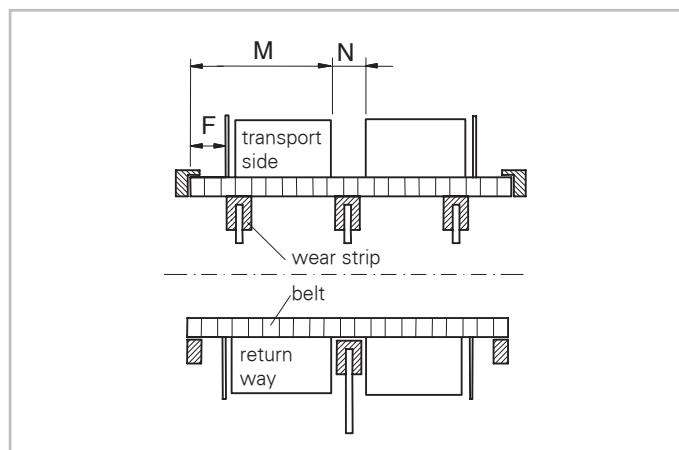
Indents (E)

The flight indent E is the distance between the edge of the belt and the edge of the flight. It is required for adequate support of the belt on its return way and hold down during back-bending applications (elevators). On short conveyors or with special support structure, the flights may also be applied over the full belt width (E = 0).



Notch (N)

The notch N is a gap in each row of flights, longitudinally aligned to allow the support of belts wider than 600 mm (24") on its return way or in back-bending applications. The notch width (N) and the distance (M) from belt edge is a multiple of the link increment 16.67 mm (0.66"). For M1200 series the minimum notch width is 33.3 mm (1.31").



Installation of flights and sideguards; indents

The sideguards have a pitch of 25.4 mm (1"), that is twice of the module pitch. Therefore only one link per module needs to be cut for the sideguard installation. This special solution provides higher strength. The smallest applicable sprocket size is M12S15 (15 teeth). The distance E_1 between the flight end and the hold down- and support-shoes/wearstrips should not be smaller than 5 mm (0.2"). For further details see Assembly Guide.