

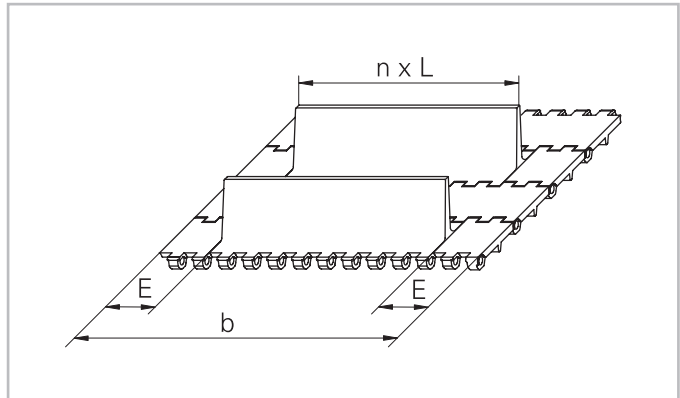
HabasitLINK® Accessories – 2-1/2" Pitch Belting Flights M6300

HabasitLINK® Modular belts are available with flights to convey products on inclined planes. The flight modules are injection molded one-piece designs that when installed, become an integral part of the belt. Flight modules for this belt series are available with flat surface only (smooth on both sides)

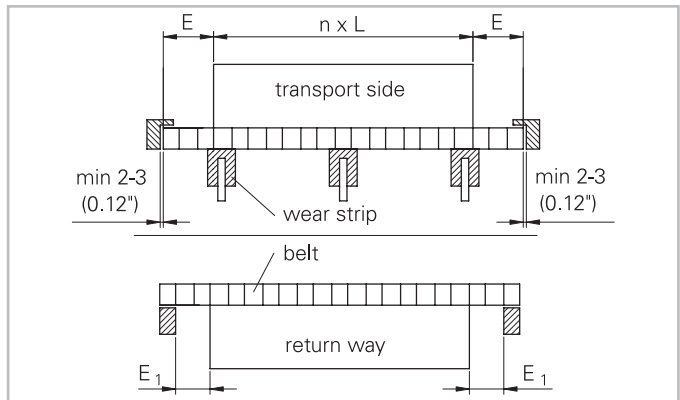
Code: xx = height of flight:

- 50 mm = 05
- 100 mm = 10
- 150 mm = 15

Note: All flights have open hinge design (USDA).



		Flights straight	
Code flight sideguard		M6360Fxx (xx= height)	
		height H	length L
mm		50.8	152
inch		2	6
mm		101	101
inch		4	4
mm		152	152
inch		6	6

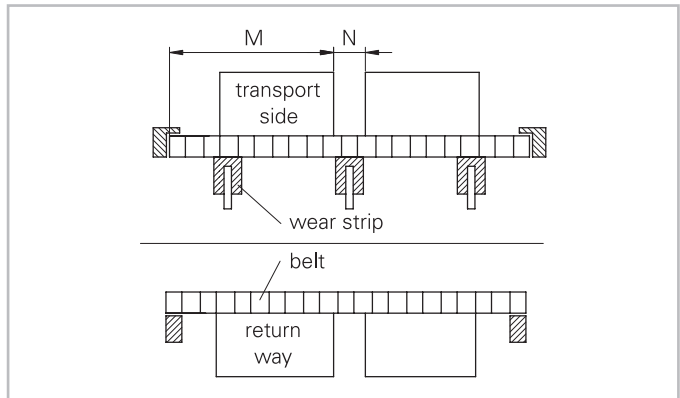


All flights can be cut to lower height (min. 25mm) for high impact applications

Indents (E)

The flight indent E is the distance between the edge of the belt and the edge of flight. It is required for adequate support of the belt on its return way and hold down during back-bending applications (elevators). On short conveyors or with special support structure, the flights may also be applied over the full belt width (E = 0).

Indents are possible in widths as multiples of 1" (25.4mm), min 2" (50.8mm)



Notch (N)

The notch N is a gap in each row of flights, longitudinally aligned to allow the support of belts wider 600 mm (24") on its return way or in back-bending applications. The notch width (N) and the distance (M) from belt edge is a multiple of the link increment 25.4 mm (1"). For M6300 series the minimum notch width is 50.8 mm (2").