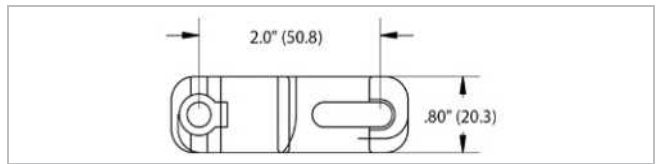
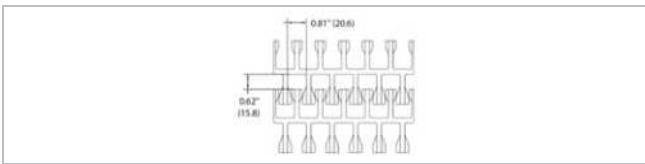



HabasitLINK® IS620-R (Radius Flush Grid)



Description

- 2 inch pitch
- Belt turning radius equals 2.2 times the nominal belt width up to 24 inches (609.6 mm)
- Belt turning radius equals 2.5 times the nominal belt width over 24 inches (609.6 mm)
- 47% open area; 76% open contact area; largest opening 0.63x0.73 inches (16.0x18.5 mm)
- Food approved materials
- Bi-directional
- Connecting rod diameter = 0.250 inch (6.4 mm)



Belt data

Belt material		PA	PE	POM	PP
Rod material		PA	POM	PA	PP
Nominal tensile strength F'_N straight run	N/m	24818	12409	24818	23358
	lb/ft	1700	850	1700	1600
Nominal tensile strength F_N in curve ⁽¹⁾	N	3114	1557	3114	1957
	lbf	700	350	700	440
Temperature range	°C	-40 - 118	-40 - 65	-40 - 93	5 - 105
	°F	-40 - 245	-40 - 150	-40 - 200	40 - 220
Belt weight m_B	kg/m ²	10.5	8.9	12.5	8.6
	lb/sqft	2.15	1.82	2.56	1.76
Standard belt color		dark gray	white	blue/off-white	gray

Diameter of idling rollers (minimum)	
mm	inch
89	3.50

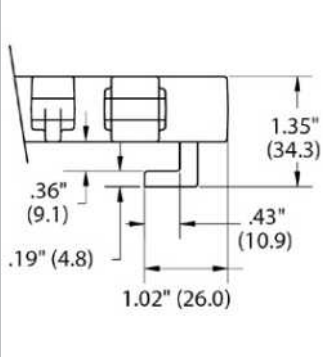
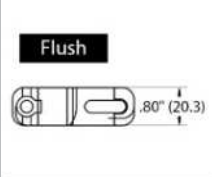
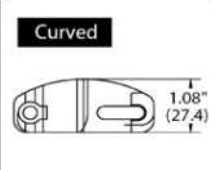
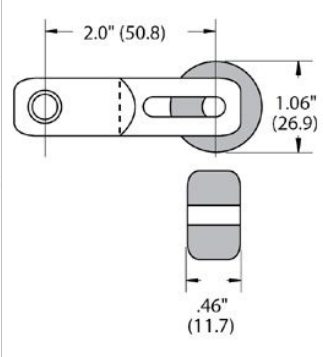
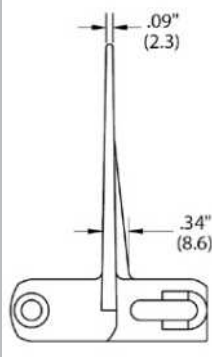

Belts are available in PP (PP rods) and PE (PE rods) materials for straight applications.

Standard range of belt widths in increments of 3" (76.2mm) starting from 7.25" (184.2mm) Non standard widths are offered in increments of 1" (25.4mm) starting from 5" (127mm) upon request. Material selection may affect belt width — please contact your local partner for actual dimensions.

Additional belt colors and materials available, abrasive resistant Nylon (Polyamide) and stainless steel rods available.

Protection type: IP1X (DIN EN 60259 / IEC 529)

Belt accessories

	<p>Flush</p>  <p>Curved</p> 			
<p>Hold-down tabs</p>	<p>Inserts Note: Inserts may affect belt pull</p>	<p>Rollers</p>	<p>Standard flight Standard flights are available in 1", 2", 3" and 4" heights. Standard flight indent is 1-3/4" or greater from outside edge of belt. High friction flights available</p>	<p>Side guards Available in 4" heights. Note: Side guards must be indented 1 3/4" from outside edge of belt</p>

Disclaimer

Product Application Disclaimer (valid for ALL Habasit products and mentioned on all PDS)

This disclaimer is made by and on behalf of Habasit and its affiliated companies, directors, employees, agents and contractors (hereinafter collectively "HABASIT") with respect to the products referred to herein (the "Products"). SAFETY WARNINGS SHOULD BE READ CAREFULLY AND ANY RECOMMENDED SAFETY PRECAUTIONS BE FOLLOWED STRICTLY! Please refer to the Safety Warnings herein, in the Habasit catalogue as well as installation and operating manuals. All indications / information as to the application, use and performance of the Products are recommendations provided with due diligence and care, but no representations or warranties of any kind are made as to their completeness, accuracy or suitability for a particular purpose. The data provided herein are based on laboratory application with small-scale test equipment, running at standard conditions, and do not necessarily match product performance in industrial use. New knowledge and experience may lead to re-assessments and modifications within a short period of time and without prior notice. EXCEPT AS EXPLICITLY WARRANTED BY HABASIT, WHICH WARRANTIES ARE EXCLUSIVE AND IN LIEU OF ALL OTHER WARRANTIES, EXPRESS OR IMPLIED, THE PRODUCTS ARE PROVIDED "AS IS". HABASIT DISCLAIMS ALL OTHER WARRANTIES, EITHER EXPRESS OR IMPLIED, INCLUDING, BUT NOT LIMITED TO, IMPLIED WARRANTIES OF MERCHANTABILITY, FITNESS FOR A PARTICULAR PURPOSE, NON-INFRINGEMENT, OR ARISING FROM A COURSE OF DEALING, USAGE, OR TRADE PRACTICE, ALL OF WHICH ARE HEREBY EXCLUDED TO THE EXTENT ALLOWED BY APPLICABLE LAW. BECAUSE CONDITIONS OF USE IN INDUSTRIAL APPLICATION ARE OUTSIDE OF HABASIT'S CONTROL, HABASIT DOES NOT ASSUME ANY LIABILITY CONCERNING THE SUITABILITY AND PROCESS ABILITY OF THE PRODUCTS, INCLUDING INDICATIONS ON PROCESS RESULTS AND OUTPUT.