


HabasitLINK®

Installation instructions for belt M2540 equipped with Saniclip


The Saniclip accessory is specifically designed for quick and easy rod installation/removal for frequent belt sanitation in demanding sanitary environments, it also allows quick maintenance operations where required.

Key features

- Edge Right Module 130 mm
- Snap-Fit Rods, diameter 5 mm (0.2")
- Food approved materials



M2540 Saniclip can be opened pulling and rotating the external plug, then extract the plug together with the rod. The plug + rod installation works in a similar way, the rod has to be inserted in the belt and then locked rotating the plug in the opposite direction.



Plug opening procedure instructions:


0



The bottom part of the plug is provided with a recess where the finger can be partially inserted.


It helps to increase the grip of the plug in wet or fatty environments

1




To open the Saniclip module insert the finger in the recess under the plug.

2



Slightly pull the bottom part of the plug upwards out of the belt and meanwhile rotate clockwise the plug over the rod.

3



The plug disengages from the module and the Saniclip is now unlocked.
Rotate the plug until it reaches the position that allows the plug and rod extraction.

Disclaimer

Product Application Disclaimer (valid for ALL Habasit products and mentioned on all PDS)

This disclaimer is made by and on behalf of Habasit and its affiliated companies, directors, employees, agents and contractors (hereinafter collectively "HABASIT") with respect to the products referred to herein (the "Products"). SAFETY WARNINGS SHOULD BE READ CAREFULLY AND ANY RECOMMENDED SAFETY PRECAUTIONS BE FOLLOWED STRICTLY! Please refer to the Safety Warnings herein, in the Habasit catalogue as well as installation and operating manuals. All indications / information as to the application, use and performance of the Products are recommendations provided with due diligence and are, but no representations or warranties of any kind are made as to their completeness, accuracy or suitability for a particular purpose. The data provided herein are based on laboratory application with small-scale test equipment, running at standard conditions, and do not necessarily match product performance in industrial use. New knowledge and experience may lead to re-assessments and modifications within a short period of time and without prior notice.

EXCEPT AS EXPLICITLY WARRANTED BY HABASIT, WHICH WARRANTIES ARE EXCLUSIVE AND IN LIEU OF ALL OTHER WARRANTIES, EXPRESS OR IMPLIED, THE PRODUCTS ARE PROVIDED "AS IS". HABASIT DISCLAIMS ALL OTHER WARRANTIES, EITHER EXPRESS OR IMPLIED, INCLUDING, BUT NOT LIMITED TO, IMPLIED WARRANTIES OF MERCHANTABILITY, FITNESS FOR A PARTICULAR PURPOSE, NON-INFRINGEMENT, OR ARISING FROM A COURSE OF DEALING, USAGE, OR TRADE PRACTICE, ALL OF WHICH ARE HEREBY EXCLUDED TO THE EXTENT ALLOWED BY APPLICABLE LAW. BECAUSE CONDITIONS OF USE IN INDUSTRIAL APPLICATION ARE OUTSIDE OF HABASIT'S CONTROL, HABASIT DOES NOT ASSUME ANY LIABILITY CONCERNING THE SUITABILITY AND PROCESS ABILITY OF THE PRODUCTS, INCLUDING INDICATIONS ON PROCESS RESULTS AND OUTPUT.

Pub. Data 6001BRO.MOD-en 2009HQR

