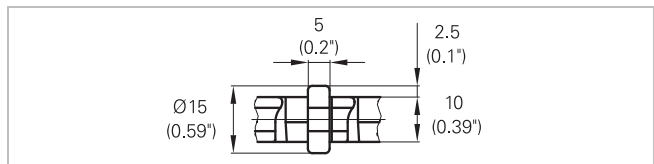
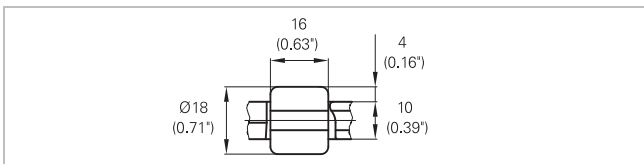
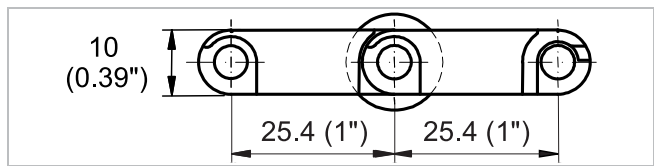



HabasitLINK® M2533 Roller Top 1"



Description

- 35 % open area; largest opening 5.5x14 mm (0.22"x0.55")
- Roller lateral spacing see table belt data
- Rollers row spacing 50.8 mm (2")
- Roller dimensions Ø 15 mm, 5 mm wide (Ø 0.59" / 0.2") or Ø 18 mm, 16 mm wide (Ø 0.71" / 0.63")
- For low back pressure, wearstrips are placed between rollers
- For product driven application wearstrips are placed directly under the rollers
- Excellent for cooling and draining
- Open hinge
- Food approved materials available
- Rod diameter 5 mm (0.2")



Belt data

Belt material		POM		
Rod material		PA		
Roller material		POM		
Roller lateral spacing per row	mm / inch	50.0 / 2.00	50.0 / 2.00	66.0 / 2.60
Roller offset next row	mm / inch	0.0 / 0.00	0.0 / 0.00	33.0 / 1.30
Roller dimension diameter / width	mm / inch	Ø 15 / 5 Ø 0.59 / 0.2	Ø 18 / 16 Ø 0.71 / 0.63	Ø 15 / 5 Ø 0.59 / 0.2
Nominal tensile strength F' _N straight run	N/m / lb/ft	20500 / 1404	16400 / 1123	18500 / 1267
Temperature range	°C / °F	-40 - 93 / -40 - 200	-40 - 93 / -40 - 200	-40 - 93 / -40 - 200
Belt weight m _B	kg/m ² / lb/sqft	7.1 / 1.45	7.1 / 1.45	7.1 / 1.45

Diameter of idling rollers (minimum)		Diameter of support rollers (minimum)		Diameter for gravity take-up and center drive rollers (minimum)		Backbending radius for elevators without side guards or hold down devices (minimum)	
mm	inch	mm	inch	mm	inch	mm	inch
50	2.00	50	2.00	100	4	150	6

Standard range of belt widths b_0 and free edge

Belt width (mm) (nom.)	150	200	250	300	350	400	450	500	550	600	650	700	750	800	etc.
Belt width (inch) (nom.)	6	8	10	12	14	16	18	20	22	24	26	28	30	32	etc.
Roller lateral spacing per row 66 mm / offset next row with rollers 33 mm (roller Ø 15 / 5)															
Free edge (mm)	21.5/ 21.5	21.5/ 38.5	21.5/ 21.5	21.5/ 38.5	21.5/ 21.5	21.5/ 38.5	21.5/ 21.5	21.5/ 38.5	21.5/ 21.5	21.5/ 38.5	21.5/ 21.5	21.5/ 38.5	21.5/ 21.5	21.5/ 38.5	etc.
Free edge (inch)	0.8/ 0.8	0.8/ 1.5	0.8/ 0.8	0.8/ 1.5	0.8/ 0.8	0.8/ 1.5	0.8/ 0.8	0.8/ 1.5	0.8/ 0.8	0.8/ 1.5	0.8/ 0.8	0.8/ 1.5	0.8/ 0.8	0.8/ 1.5	etc.
Sprockets	3	5	6	8	9	11	12	14	15	17	18	20	21	23	etc.
Rollers (4 rows)	4	5	7	8	10	11	13	14	16	17	19	20	22	23	etc.
Roller lateral spacing per row 50 mm / offset next row with rollers 0 mm (roller Ø 15 / 5)															
Free edge (mm)	47.5	47.5	47.5	47.5	47.5	47.5	47.5	47.5	47.5	47.5	47.5	47.5	47.5	47.5	etc.
Free edge (inch)	1.9	1.9	1.9	1.9	1.9	1.9	1.9	1.9	1.9	1.9	1.9	1.9	1.9	1.9	etc.
Sprockets	3	4	5	6	7	8	9	10	11	12	13	14	15	16	etc.
Rollers (4 rows)	4	6	8	10	12	14	16	18	20	22	24	26	28	30	etc.
Roller lateral spacing per row 50 mm / offset next row with rollers 0 mm (roller Ø 18 / 16)															
Free edge (mm)	41.5	41.5	41.5	41.5	41.5	41.5	41.5	41.5	41.5	41.5	41.5	41.5	41.5	41.5	etc.
Free edge (inch)	1.6	1.6	1.6	1.6	1.6	1.6	1.6	1.6	1.6	1.6	1.6	1.6	1.6	1.6	etc.
Sprockets	3	4	5	6	7	8	9	10	11	12	13	14	15	16	etc.
Rollers (4 rows)	4	6	8	10	12	14	16	18	20	22	24	26	28	30	etc.

Real belt widths are in most cases 0.1% to 0.3% smaller.

For POM material up to 750 mm (30") -3 mm to 0 mm and -0.4% to 0.1% for wider belts.

Standard belt widths in increments of 50 mm (2"). Smallest possible width 150 mm (5.9").

For detailed material properties refer to the HabasitLINK® Engineering Guidelines.

The nominal tensile strength is valid for 23 °C (73 °F). The admissible tensile force depends on the operating temperature near the drive sprockets. Within the temperature range allowed, the admissible tensile force may vary from 100% to 20% of the nominal tensile strength. For detailed information and correct calculation of effective tensile force refer to the Calculation Guide in the HabasitLINK® Engineering Guidelines.

Disclaimer

Product Application Disclaimer (valid for ALL Habasit products and mentioned on all PDS)

This disclaimer is made by and on behalf of Habasit and its affiliated companies, directors, employees, agents and contractors (hereinafter collectively "HABASIT") with respect to the products referred to herein (the "Products"). SAFETY WARNINGS SHOULD BE READ CAREFULLY AND ANY RECOMMENDED SAFETY PRECAUTIONS BE FOLLOWED STRICTLY! Please refer to the Safety Warnings herein, in the Habasit catalogue as well as installation and operating manuals. All indications / information as to the application, use and performance of the Products are recommendations provided with due diligence and care, but no representations or warranties of any kind are made as to their completeness, accuracy or suitability for a particular purpose. The data provided herein are based on laboratory application with small-scale test equipment, running at standard conditions, and do not necessarily match product performance in industrial use. New knowledge and experience may lead to re-assessments and modifications within a short period of time and without prior notice. EXCEPT AS EXPLICITLY WARRANTED BY HABASIT, WHICH WARRANTIES ARE EXCLUSIVE AND IN LIEU OF ALL OTHER WARRANTIES, EXPRESS OR IMPLIED, THE PRODUCTS ARE PROVIDED "AS IS". HABASIT DISCLAIMS ALL OTHER WARRANTIES, EITHER EXPRESS OR IMPLIED, INCLUDING, BUT NOT LIMITED TO, IMPLIED WARRANTIES OF MERCHANTABILITY, FITNESS FOR A PARTICULAR PURPOSE, NON-INFRINGEMENT, OR ARISING FROM A COURSE OF DEALING, USAGE, OR TRADE PRACTICE, ALL OF WHICH ARE HEREBY EXCLUDED TO THE EXTENT ALLOWED BY APPLICABLE LAW. BECAUSE CONDITIONS OF USE IN INDUSTRIAL APPLICATION ARE OUTSIDE OF HABASIT'S CONTROL, HABASIT DOES NOT ASSUME ANY LIABILITY CONCERNING THE SUITABILITY AND PROCESS ABILITY OF THE PRODUCTS, INCLUDING INDICATIONS ON PROCESS RESULTS AND OUTPUT.