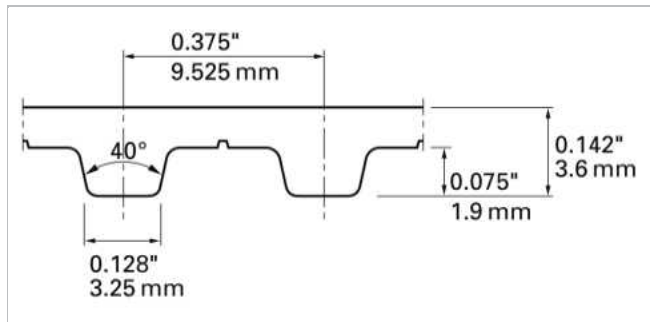



## Description

0.375" pitch, Imperial, T shape, Standard trapezoidal, (Standard) steel cord



Sketch of basic shape

### Product Construction / Design

Material Type	Color	Hardness	Temperature range				Food grade <sup>1</sup>	Characteristic
			°C	°F	°C	°F		
01	White	92	-20	-4	80	176	No	TPU - polyester
05	Cobalt blue	90	-30	-22	80	176	Yes	TPU - polyether
16	Transparent	85	-30	-22	80	176	Yes	TPU - polyester
22	Transparent	90	-20	-4	70	158	Yes	TPU - polyester
06	Black	92	-20	-4	80	176	No	TPU - polyester

<sup>(1)</sup> This product is in compliance with relevant EU and/or US food contact requirements. Check the following link for detailed information [Documents of Compliance](#)

### Standard belt options - Conveying side

Unprocessed (U)

### Standard belt options - Teeth side

Unprocessed (U), Green polyamide fabric (P), Antistatic black polyamide fabric (A)<sup>(2)</sup>

<sup>(2)</sup> Fulfills ISO 9563

Belt slitting width, nominal		Admissible tensile force, truly endless belt		Ultimate tensile strength		Tensile force for 1% elongation		Mass of belt (belt weight)	
mm	inch	N	lbf	N	lbf	N	lbf	kg/m	lb/ft
50.8	2.0	2970	668	12540	2819	7410	1666	0.20	0.13

Maximum belt width (150 mm / 6 inch).

Belt versions with increased thickness are available on request. Please consider larger minimum pulley diameters.


**The admissible tensile force** always corresponds with a belt elongation of 0.4%. Joined belts are calculated with half admissible force. Please contact Habasit for detailed information and calculations.

[Link to JDS:](#)

## Unit load table

RPM	F <sub>i</sub>	M <sub>i</sub>	P <sub>i</sub>	RPM	F <sub>i</sub>	M <sub>i</sub>	P <sub>i</sub>	RPM	F <sub>i</sub>	M <sub>i</sub>	P <sub>i</sub>
[min <sup>-1</sup> ]	[N/cm]	[Nm/cm]	[W/cm]	[min <sup>-1</sup> ]	[N/cm]	[Nm/cm]	[W/cm]	[min <sup>-1</sup> ]	[N/cm]	[Nm/cm]	[W/cm]
0	38.00	0.058	0.000	1000	23.07	0.035	3.665	2800	17.06	0.026	7.580
20	36.86	0.056	0.117	1100	22.55	0.034	3.937	3000	16.64	0.025	7.926
40	35.85	0.054	0.227	1200	22.04	0.033	4.197	3200	16.25	0.025	8.252
60	35.01	0.053	0.333	1300	21.61	0.033	4.450	3400	15.88	0.024	8.560
80	34.27	0.052	0.435	1400	21.14	0.032	4.700	3600	15.54	0.024	8.869
100	33.59	0.051	0.533	1500	20.74	0.031	4.940	3800	15.21	0.023	9.159
200	31.15	0.047	0.988	1600	20.40	0.031	5.172	4000	14.89	0.023	9.457
300	29.35	0.044	1.397	1700	20.03	0.030	5.402	4500	14.18	0.021	10.119
400	27.95	0.042	1.776	1800	19.69	0.030	5.622	5000	13.53	0.021	10.746
500	26.83	0.041	2.130	1900	19.37	0.029	5.836	5500	12.95	0.020	11.297
600	25.89	0.039	2.463	2000	19.07	0.029	6.052	6000	12.41	0.019	11.815
700	25.07	0.038	2.783	2200	18.50	0.028	6.453	6500	11.92	0.018	12.293
800	24.35	0.037	3.087	2400	17.98	0.027	6.851	7000	11.46	0.017	12.726
900	23.67	0.036	3.379	2600	17.51	0.027	7.214	7500	11.04	0.017	13.128

Technical data					
ØB		n <sub>B</sub>	ØA		n <sub>A</sub>
mm	inch		mm	inch	
60	2.36	15	60	2.36	20



All data are approximate values under **standard climatic conditions**: 23 °C / 73 °F, 50% relative humidity (DIN 50005 / ISO 554), and are based on the Master Joining Method.

Limited representative testing based on a standard configuration is carried out to estimate minimum pulley diameters. Please contact Habasit for specific guidance regarding non-standard applications, including, but not exclusively, when profiles or cleats are used, or if the belt working temperature is close to the limits listed in this document.

### Disclaimer

#### Product Application Disclaimer (valid for ALL Habasit products and mentioned on all PDS)

This disclaimer is made by and on behalf of Habasit and its affiliated companies, directors, employees, agents and contractors (hereinafter collectively "HABASIT") with respect to the products referred to herein (the "Products"). SAFETY WARNINGS SHOULD BE READ CAREFULLY AND ANY RECOMMENDED SAFETY PRECAUTIONS BE FOLLOWED STRICTLY! Please refer to the Safety Warnings herein, in the Habasit catalogue as well as installation and operating manuals. All indications / information as to the application, use and performance of the Products are recommendations provided with due diligence and care, but no representations or warranties of any kind are made as to their completeness, accuracy or suitability for a particular purpose. The data provided herein are based on laboratory application with small-scale test equipment, running at standard conditions, and do not necessarily match product performance in industrial use. New knowledge and experience may lead to re-assessments and modifications within a short period of time and without prior notice. EXCEPT AS EXPLICITLY WARRANTED BY HABASIT, WHICH WARRANTIES ARE EXCLUSIVE AND IN LIEU OF ALL OTHER WARRANTIES, EXPRESS OR IMPLIED, THE PRODUCTS ARE PROVIDED "AS IS". HABASIT DISCLAIMS ALL OTHER WARRANTIES, EITHER EXPRESS OR IMPLIED, INCLUDING, BUT NOT LIMITED TO, IMPLIED WARRANTIES OF MERCHANTABILITY, FITNESS FOR A PARTICULAR PURPOSE, NON-INFRINGEMENT, OR ARISING FROM A COURSE OF DEALING, USAGE, OR TRADE PRACTICE, ALL OF WHICH ARE HEREBY EXCLUDED TO THE EXTENT ALLOWED BY APPLICABLE LAW. BECAUSE CONDITIONS OF USE IN INDUSTRIAL APPLICATION ARE OUTSIDE OF HABASIT'S CONTROL, HABASIT DOES NOT ASSUME ANY LIABILITY CONCERNING THE SUITABILITY AND PROCESS ABILITY OF THE PRODUCTS, INCLUDING INDICATIONS ON PROCESS RESULTS AND OUTPUT.